

Chapter 2

Discovering the Universe for Yourself



© 2008 Pearson Education Inc., publishing as Pearson Addison-Wesley

2.1 Patterns in the Night Sky


Our goals for learning:

- What does the universe look like from Earth?
- Why do stars rise and set?
- Why do the constellations we see depend on latitude and time of year?

© 2008 Pearson Education Inc., publishing as Pearson Addison-Wesley

What does the universe look like from Earth?

With the naked eye, we can see more than 2,000 stars as well as the Milky Way.

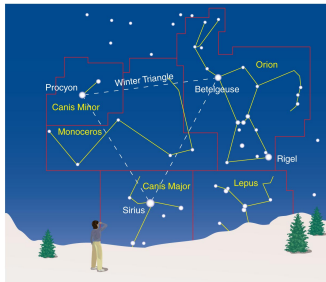


© 2008 Pearson Education Inc., publishing as Pearson Addison-Wesley

Constellations

A constellation is a *region* of the sky.

88 constellations fill the entire sky.



© 2008 Pearson Education Inc., publishing as Pearson Addison-Wesley

Thought Question

The brightest stars in a constellation...

- All belong to the same star cluster.
- All lie at about the same distance from Earth.
- May actually be quite far away from each other.

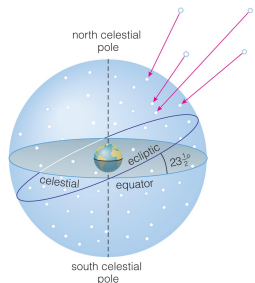
© 2008 Pearson Education Inc., publishing as Pearson Addison-Wesley

The brightest stars in a constellation...

- All belong to the same star cluster.
- All lie at about the same distance from Earth.
- May actually be quite far away from each other.**

© 2008 Pearson Education Inc., publishing as Pearson Addison-Wesley

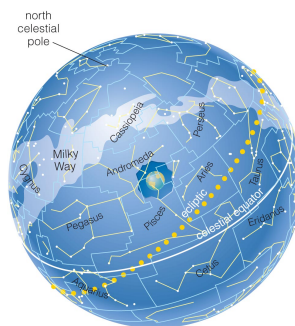
The Celestial Sphere



Stars at different distances all appear to lie on the celestial sphere.

Ecliptic is Sun's apparent path through the celestial sphere.

The Celestial Sphere




The 88 official constellations cover the celestial sphere.

© 2008 Pearson Education Inc., publishing as Pearson Addison-Wesley

© 2008 Pearson Education Inc., publishing as Pearson Addison-Wesley

The Milky Way

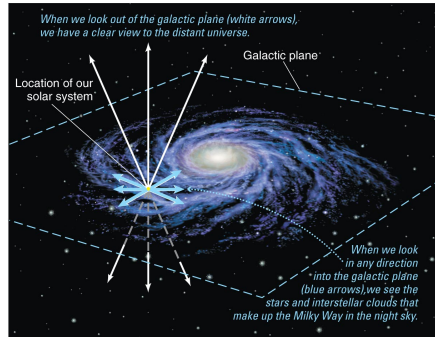


A band of light making a circle around the celestial sphere.

What is it?
Our view into the plane of our galaxy.

© 2008 Pearson Education Inc., publishing as Pearson Addison-Wesley

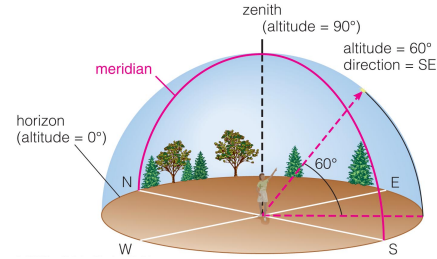
The Milky Way



© 2008 Pearson Education Inc., publishing as Pearson Addison-Wesley

The Local Sky

An object's **altitude** (above horizon) and **direction** (along horizon) specifies its location in your local sky



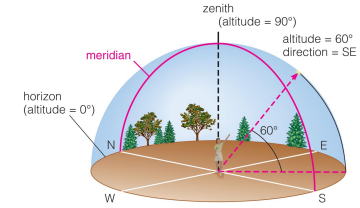
© 2008 Pearson Education Inc., publishing as Pearson Addison-Wesley

The Local Sky

Zenith: The point directly overhead

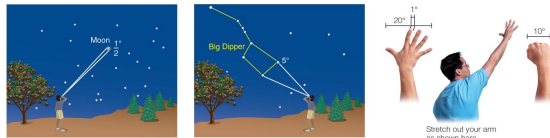
Horizon: All points 90° away from zenith

Meridian: Line passing through zenith and connecting N and S points on horizon



© 2008 Pearson Education Inc., publishing as Pearson Addison-Wesley

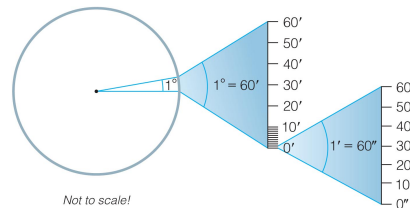
We measure the sky using *angles*



© 2008 Pearson Education Inc., publishing as Pearson Addison-Wesley

Angular Measurements

- Full circle = 360°
- 1° = 60' (arcminutes)
- 1' = 60" (arcseconds)



© 2008 Pearson Education Inc., publishing as Pearson Addison-Wesley

Thought Question

The angular size of your finger at arm's length is about 1°. How many arcseconds is this?

- A. 60 arcseconds
- B. 600 arcseconds
- C. $60 \times 60 = 3,600$ arcseconds

© 2008 Pearson Education Inc., publishing as Pearson Addison-Wesley

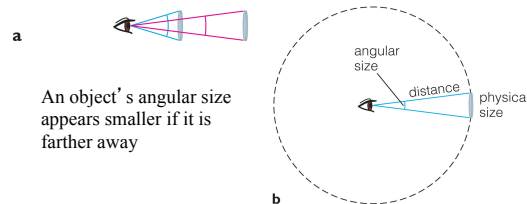
The angular size of your finger at arm's length is about 1°. How many arcseconds is this?

- A. 60 arcseconds
- B. 600 arcseconds
- C. $60 \times 60 = 3,600$ arcseconds

© 2008 Pearson Education Inc., publishing as Pearson Addison-Wesley

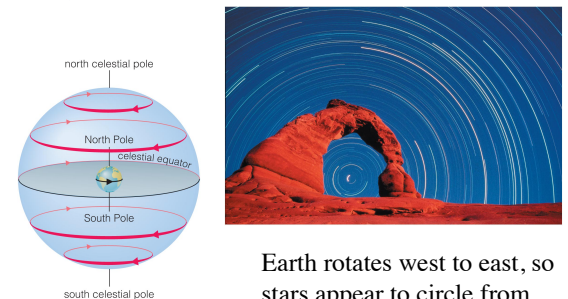
Angular Size

$$\text{angular size} = \text{physical size} \times \frac{360 \text{ degrees}}{2\pi \times \text{distance}}$$



© 2008 Pearson Education Inc., publishing as Pearson Addison-Wesley

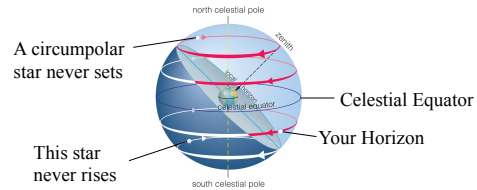
Why do stars rise and set?



© 2008 Pearson Education Inc., publishing as Pearson Addison-Wesley

Our view from Earth:

- Stars near the north celestial pole are circumpolar and never set.
- We cannot see stars near the south celestial pole.
- All other stars (and Sun, Moon, planets) rise in east and set in west.



© 2009 Pearson Education Inc., publishing as Pearson Addison-Wesley

Why do the constellations we see depend on latitude and time of year?


- They depend on latitude because your position on Earth determines which constellations remain below the horizon.
- They depend on time of year because Earth's orbit changes the apparent location of the Sun among the stars.

© 2009 Pearson Education Inc., publishing as Pearson Addison-Wesley

Thought Question

What is the arrow pointing to?

- A. the zenith
- B. the north celestial pole
- C. the celestial equator




© 2009 Pearson Education Inc., publishing as Pearson Addison-Wesley

Thought Question

What is the arrow pointing to?

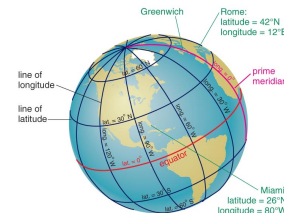
- A. the zenith
- B. the north celestial pole**
- C. the celestial equator



© 2009 Pearson Education Inc., publishing as Pearson Addison-Wesley

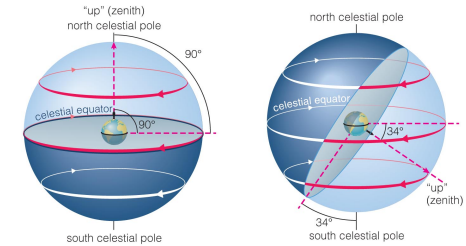
Review: Coordinates on the Earth

- Latitude:** position north or south of equator
- Longitude:** position east or west of prime meridian (runs through Greenwich, England)



© 2009 Pearson Education Inc., publishing as Pearson Addison-Wesley

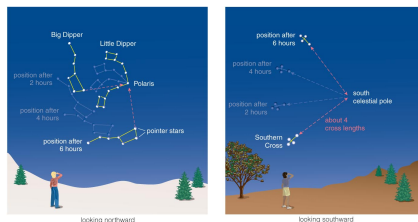
The sky varies with latitude but not longitude.



Interactive Figure

© 2009 Pearson Education Inc., publishing as Pearson Addison-Wesley

Altitude of the celestial pole = your latitude



Interactive Figure

© 2009 Pearson Education Inc., publishing as Pearson Addison-Wesley

Thought Question

The North Star (Polaris) is 50° above your horizon, due north. Where are you?

- A. You are on the equator.
- B. You are at the North Pole.
- C. You are at latitude 50°N.
- D. You are at longitude 50°E.
- E. You are at latitude 50°N and longitude 50°E.

© 2009 Pearson Education Inc., publishing as Pearson Addison-Wesley

Thought Question

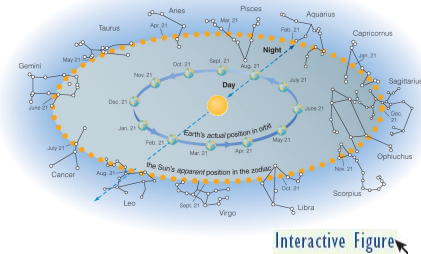
The North Star (Polaris) is 50° above your horizon, due north. Where are you?

- A. You are on the equator.
- B. You are at the North Pole.
- C. You are at latitude 50°N.
- D. You are at longitude 50°E.
- E. You are at latitude 50°N and longitude 50°E.

© 2009 Pearson Education Inc., publishing as Pearson Addison-Wesley

The sky varies as Earth orbits the Sun

- As the Earth orbits the Sun, the Sun appears to move eastward along the ecliptic.
- At midnight, the stars on our meridian are opposite the Sun in the sky.



What have we learned?

- What does the universe look like from Earth?
 - We can see over 2,000 stars and the Milky Way with our naked eyes, and each position on the sky belongs to one of 88 constellations
 - We can specify the position of an object in the local sky by its **altitude** above the **horizon** and its **direction** along the horizon
- Why do stars rise and set?
 - Because of Earth's rotation.

What have we learned?

- Why do the constellations we see depend on latitude and time of year?
 - Your location determines which constellations are hidden by Earth.
 - Time of year determines location of Sun in sky

2.2 The Reason for Seasons

Our goals for learning:

- What causes the seasons?
- How do we mark the progression of the seasons?
- How does the orientation of Earth's axis change with time?

Thought Question

TRUE OR FALSE? Earth is closer to the Sun in summer and farther from the Sun in winter.

Thought Question

TRUE OR FALSE? Earth is closer to the Sun in summer and farther from the Sun in winter.

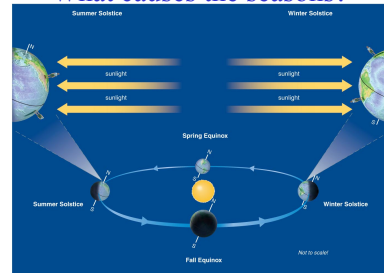
Hint: When it is summer in the U.S., it is winter in Australia.

Thought Question

TRUE OR **FALSE!** Earth is closer to the Sun in summer and farther from the Sun in winter.


- Seasons are opposite in the N and S hemispheres, so distance cannot be the reason.
- The real reason for seasons involves Earth's axis tilt.

What causes the seasons?

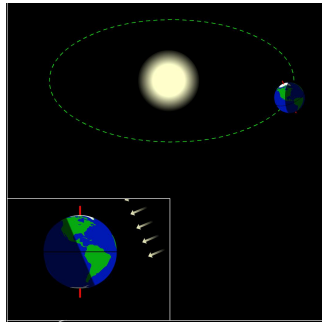


Seasons depend on how Earth's axis affects the directness of sunlight

Direct light causes more heating.




Axis tilt changes directness of sunlight during the year.



© 2008 Pearson Education Inc., publishing as Pearson Addison-Wesley

Sun's altitude also changes with seasons



Sun's position at noon in summer: higher altitude means more direct sunlight.

Sun's position at noon in winter: lower altitude means less direct sunlight.

© 2008 Pearson Education Inc., publishing as Pearson Addison-Wesley

Summary: The Real Reason for Seasons

- Earth's axis points in the same direction (to Polaris) all year round, so its orientation *relative to the Sun* changes as Earth orbits the Sun.
- Summer occurs in your hemisphere when sunlight hits it more directly; winter occurs when the sunlight is less direct.
- **AXIS TILT** is the key to the seasons; without it, we would not have seasons on Earth.

© 2008 Pearson Education Inc., publishing as Pearson Addison-Wesley

Why *doesn't* distance matter?

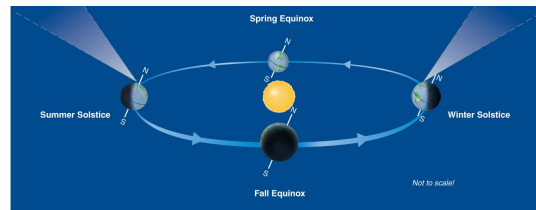
- Variation of Earth-Sun distance is small — about 3%; this small variation is overwhelmed by the effects of axis tilt.



© 2008 Pearson Education Inc., publishing as Pearson Addison-Wesley

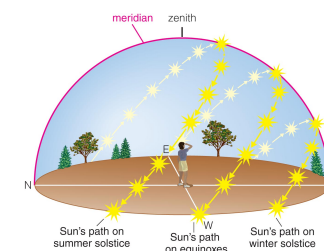
How do we mark the progression of the seasons?

- We define four special points:
summer solstice
winter solstice
spring (vernal) equinox
fall (autumnal) equinox



© 2008 Pearson Education Inc., publishing as Pearson Addison-Wesley

We can recognize solstices and equinoxes by Sun's path across sky:



Summer solstice: Highest path, rise and set at most extreme north of due east.

Winter solstice: Lowest path, rise and set at most extreme south of due east.

Equinoxes: Sun rises precisely due east and sets precisely due west.

© 2008 Pearson Education Inc., publishing as Pearson Addison-Wesley

Seasonal changes are more extreme at high latitudes



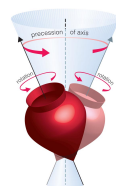
Approximate time: Midnight due north, 6:00 A.M. due east, Noon due south, 6:00 P.M. due west

Path of the Sun on the summer solstice at the Arctic Circle

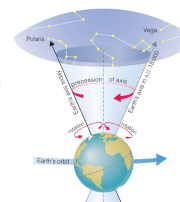
© 2008 Pearson Education Inc., publishing as Pearson Addison-Wesley

How does the orientation of Earth's axis change with time?

- Although the axis seems fixed on human time scales, it actually precesses over about 26,000 years.
⇒ Polaris won't always be the North Star.
⇒ Positions of equinoxes shift around orbit; e.g., spring equinox, once in *Aries*, is now in *Pisces*!



Earth's axis precesses like the axis of a spinning top



© 2008 Pearson Education Inc., publishing as Pearson Addison-Wesley

What have we learned?

- What causes the seasons?
 - The tilt of the Earth's axis causes sunlight to hit different parts of the Earth more directly during the summer and less directly during the winter
 - We can specify the position of an object in the local sky by its **altitude** above the **horizon** and its **direction** along the horizon

© 2008 Pearson Education Inc., publishing as Pearson Addison-Wesley

What have we learned?

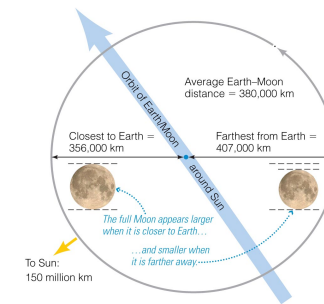
- How do we mark the progression of the seasons?
 - The **summer and winter solstices** are when the Northern Hemisphere gets its most and least direct sunlight, respectively. The **spring and fall equinoxes** are when both hemispheres get equally direct sunlight.
- How does the orientation of Earth's axis change with time?
 - The tilt remains about 23.5 degrees (so the season pattern is not affected), but Earth has a 26,000 year precession cycle that slowly and subtly changes the orientation of the Earth's axis

2.3 The Moon, Our Constant Companion

Our goals for learning:

- Why do we see phases of the Moon?
- What causes eclipses?

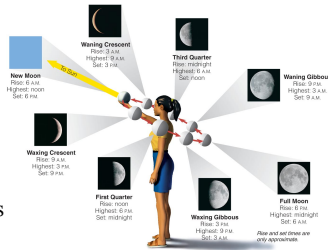
Why do we see phases of the Moon?



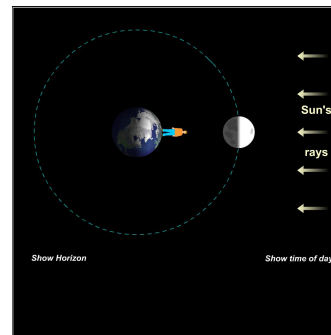
- Lunar phases are a consequence of the Moon's 27.3-day orbit around Earth

Phases of Moon

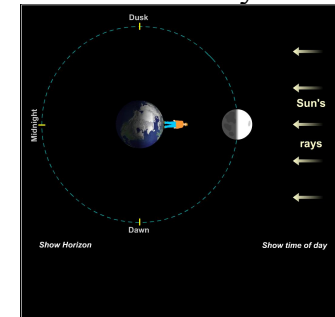
- Half of Moon is illuminated by Sun and half is dark
- We see a changing combination of the bright and dark faces as Moon orbits



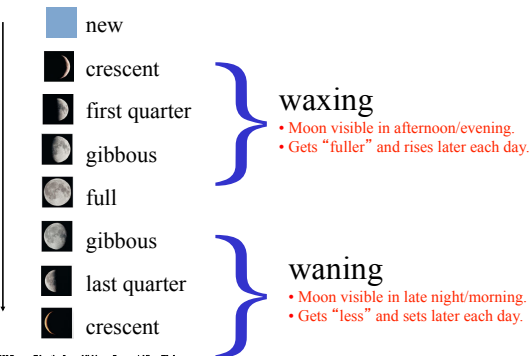
Phases of the Moon



Moon Rise/Set by Phase



Phases of the Moon: 29.5-day cycle



Thought Question

It's 9 a.m. You look up in the sky and see a moon with half its face bright and half dark. What phase is it?

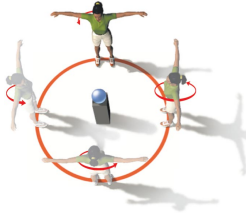
- First quarter
- Waxing gibbous
- Third quarter
- Half moon

Thought Question

It's 9 a.m. You look up in the sky and see a moon with half its face bright and half dark. What phase is it?

- First quarter
- Waxing gibbous
- Third quarter**
- Half moon

We see only one side of Moon



Synchronous rotation: the Moon rotates exactly once with each orbit

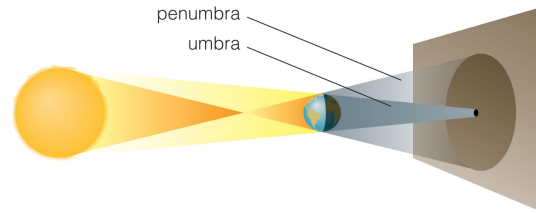
That is why only one side is visible from Earth

b You will face the model at all times only if you rotate exactly once during each orbit.

© 2008 Pearson Education Inc, publishing as Pearson Addison-Wesley

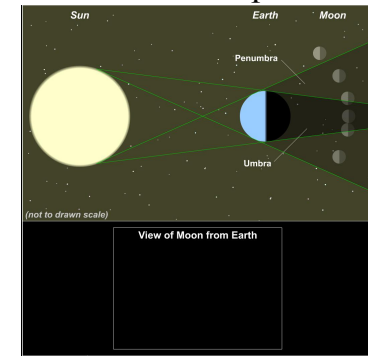
What causes eclipses?

- The Earth and Moon cast shadows.
- When either passes through the other's shadow, we have an **eclipse**.



© 2008 Pearson Education Inc, publishing as Pearson Addison-Wesley

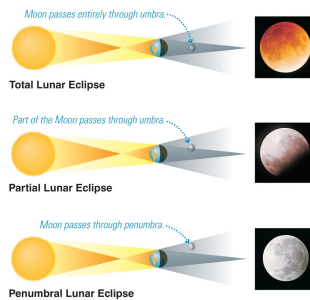
Lunar Eclipse



© 2008 Pearson Education Inc, publishing as Pearson Addison-Wesley

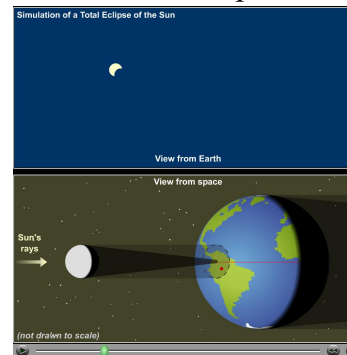
When can eclipses occur?

- Lunar eclipses** can occur only at *full moon*.
- Lunar eclipses can be **penumbral**, **partial**, or **total**.



© 2008 Pearson Education Inc, publishing as Pearson Addison-Wesley

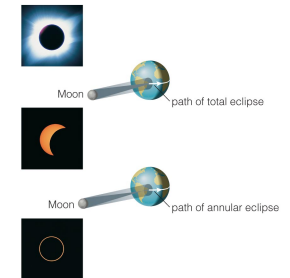
Solar Eclipse



© 2008 Pearson Education Inc, publishing as Pearson Addison-Wesley

When can eclipses occur?

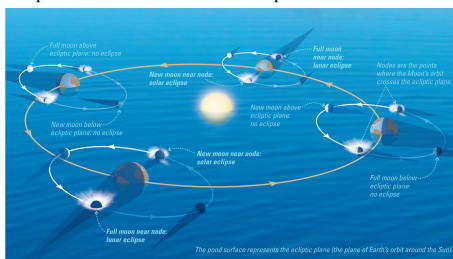
- Solar eclipses** can occur only at *new moon*.
- Solar eclipses can be **partial**, **total**, or **annular**.



© 2008 Pearson Education Inc, publishing as Pearson Addison-Wesley

Why don't we have an eclipse at every new and full moon?

- The Moon's orbit is tilted 5° to ecliptic plane...
- So we have about two **eclipse seasons** each year, with a lunar eclipse at new moon and solar eclipse at full moon.



© 2008 Pearson Education Inc, publishing as Pearson Addison-Wesley

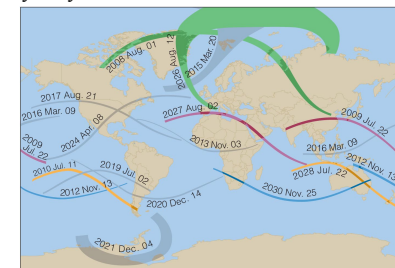
Summary: Two conditions must be met to have an eclipse:

- It must be full moon (for a lunar eclipse) or new moon (for a solar eclipse).
- AND
- The Moon must be at or near one of the two points in its orbit where it crosses the ecliptic plane (its nodes).

© 2008 Pearson Education Inc, publishing as Pearson Addison-Wesley

Predicting Eclipses

- Eclipses recur with the 18 yr, 11 1/3 day **saros cycle**, but type (e.g., partial, total) and location may vary.



© 2008 Pearson Education Inc, publishing as Pearson Addison-Wesley


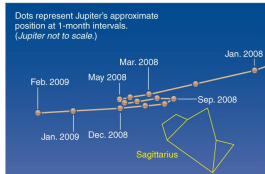
What have we learned?

- **Why do we see phases of the Moon?**
 - Half the Moon is lit by the Sun; half is in shadow, and its appearance to us is determined by the relative positions of Sun, Moon, and Earth
- **What causes eclipses?**
 - Lunar eclipse: Earth's shadow on the Moon
 - Solar eclipse: Moon's shadow on Earth
 - Tilt of Moon's orbit means eclipses occur during two periods each year

© 2008 Pearson Education Inc., publishing as Pearson Addison-Wesley

What was once so mysterious about planetary motion in our sky?

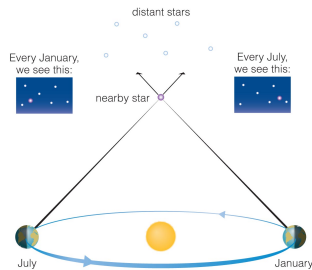
- Planets usually move slightly *eastward* from night to night relative to the stars.
- But sometimes they go *westward* relative to the stars for a few weeks: **apparent retrograde motion**



© 2008 Pearson Education Inc., publishing as Pearson Addison-Wesley

Why did the ancient Greeks reject the real explanation for planetary motion?

- Their inability to observe **stellar parallax** was a major factor.



© 2008 Pearson Education Inc., publishing as Pearson Addison-Wesley

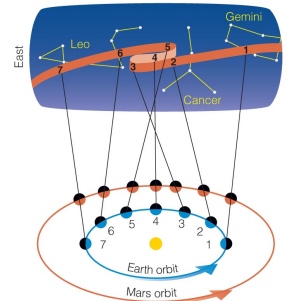
2.4 The Ancient Mystery of the Planets

Our goals for learning:

- **What was once so mysterious about planetary motion in our sky?**
- **Why did the ancient Greeks reject the real explanation for planetary motion?**

© 2008 Pearson Education Inc., publishing as Pearson Addison-Wesley

We see apparent retrograde motion when we pass by a planet in its orbit.



© 2008 Pearson Education Inc., publishing as Pearson Addison-Wesley

The Greeks knew that the lack of observable parallax could mean one of two things:

1. Stars are so far away that stellar parallax is too small to notice with the naked eye
2. Earth does not orbit Sun; it is the center of the universe


With rare exceptions such as Aristarchus, the Greeks rejected the correct explanation (1) because they did not think the stars could be *that* far away

Thus setting the stage for the long, historical showdown between Earth-centered and Sun-centered systems.

© 2008 Pearson Education Inc., publishing as Pearson Addison-Wesley

Planets Known in Ancient Times

- **Mercury**
 - difficult to see; always close to Sun in sky
- **Venus**
 - very bright when visible; morning or evening “star”
- **Mars**
 - noticeably red
- **Jupiter**
 - very bright
- **Saturn**
 - moderately bright



© 2008 Pearson Education Inc., publishing as Pearson Addison-Wesley

Explaining Apparent Retrograde Motion

- Easy *for us* to explain: occurs when we “lap” another planet (or when Mercury or Venus laps us)
- But very difficult to explain if you think that Earth is the center of the universe!
- *In fact, ancients considered but rejected the correct explanation*

© 2008 Pearson Education Inc., publishing as Pearson Addison-Wesley

What have we learned?

- **What was so mysterious about planetary motion in our sky?**
 - Like the Sun and Moon, planets usually drift eastward relative to the stars from night to night; but sometimes, for a few weeks or few months, a planet turns westward in its **apparent retrograde motion**
- **Why did the ancient Greeks reject the real explanation for planetary motion?**
 - Most Greeks concluded that Earth must be stationary, because they thought the stars could not be so far away as to make parallax undetectable

© 2008 Pearson Education Inc., publishing as Pearson Addison-Wesley